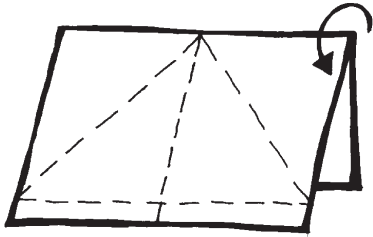





## How to make your own paper hat

1




Fold a double page of newspaper in half. Fold it in half again. When you open it there will be a line down the middle.

2




Fold both corners in so the edges meet the middle.

3



Fold the bottom strips of paper up, front and back.

4




Fold both corners of the strips over to the back and stick down with tape.

5 Why not paint or decorate your hat to your own design.

Around the world people wear hats to protect themselves from the sun. Here are just a few, can you name them? Write your answers below.


A



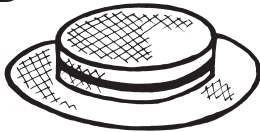
B



C



D



E



A \_\_\_\_\_

D \_\_\_\_\_

B \_\_\_\_\_

E \_\_\_\_\_

C \_\_\_\_\_

